

Transitional Care Services Needs Assessment 2015

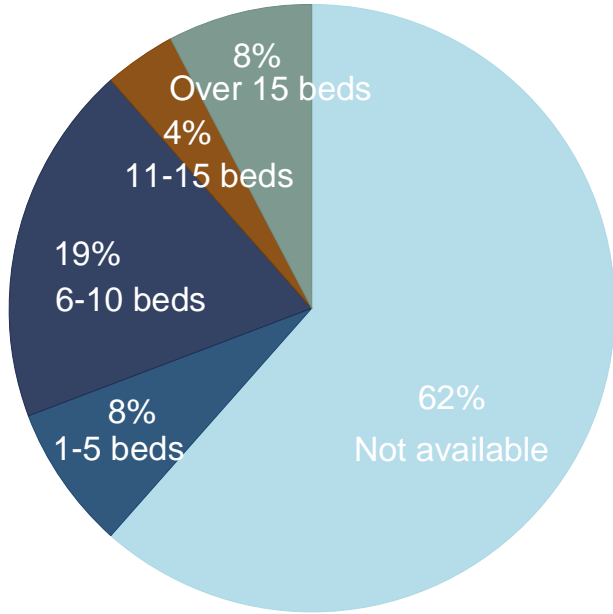
The data resources used for this report were collected from 26 community mental health centers (CMHCs) in September 2014. In this report, Section I describes the details in relation to the availability of housing options, eligibility, target population, and other key elements of the program; Section II presents the availability of services in any of housing options, how timely the services are, and other key elements of the services.

Section I: Housing

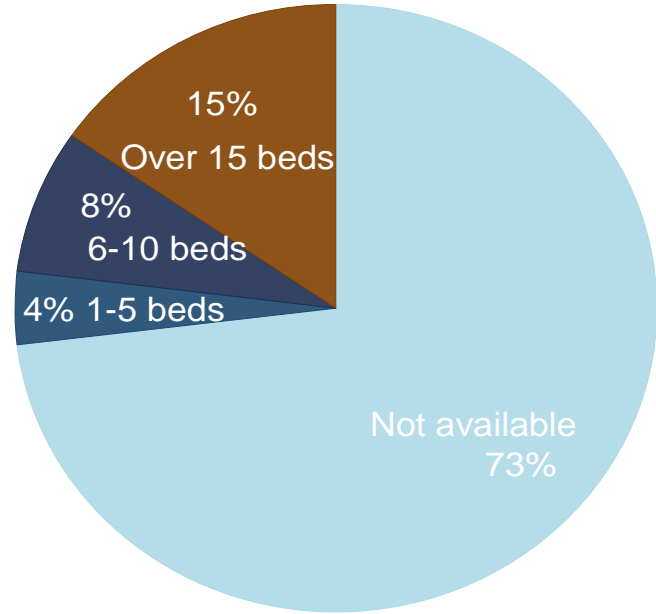
1. <u>What currently exists (The number of individuals for whom each option is available)?</u>	Not Available		1-5		6-10		11-15		Over 15	
	#	%	#	%	#	%	#	%	#	%
Interim housing	16	61.54	2	7.69	5	19.23	1	3.85	2	7.69
Structured care environments	19	73.08	1	3.85	2	7.69	0	0.00	4	15.38
Vouchers for hotels	9	34.62	12	46.15	1	3.85	1	3.85	3	11.54
Transitional housing beds	16	61.54	1	3.85	6	23.08	1	3.85	2	7.69
Rapid re-housing*	18	72.00	0	0.00	2	8.00	0	0.00	5	20.00
Professional resource family care	12	46.15	10	38.46	0	0.00	0	0.00	4	15.38
Short-term respite care	4	15.38	9	34.62	3	11.54	2	7.69	8	30.77
Other housing options?*	Yes		No							
	#	%	#	%						
	7	28.00	18	72.00						

Note: * The response from one agency is missing

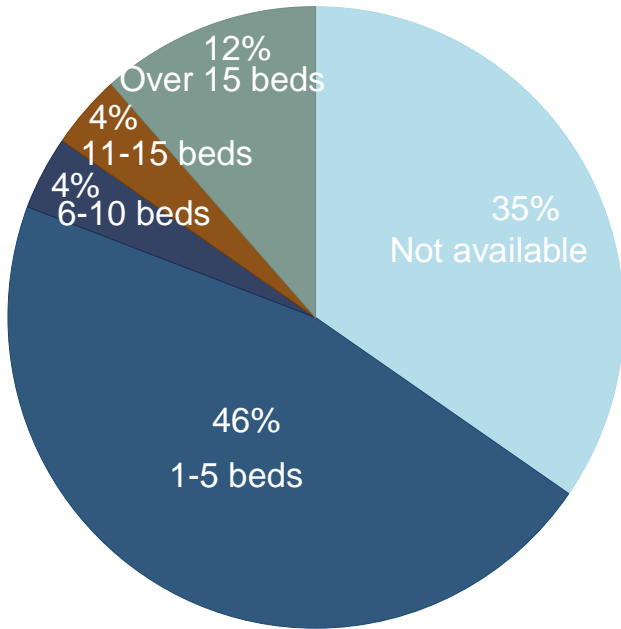
Availability of Interim Housing



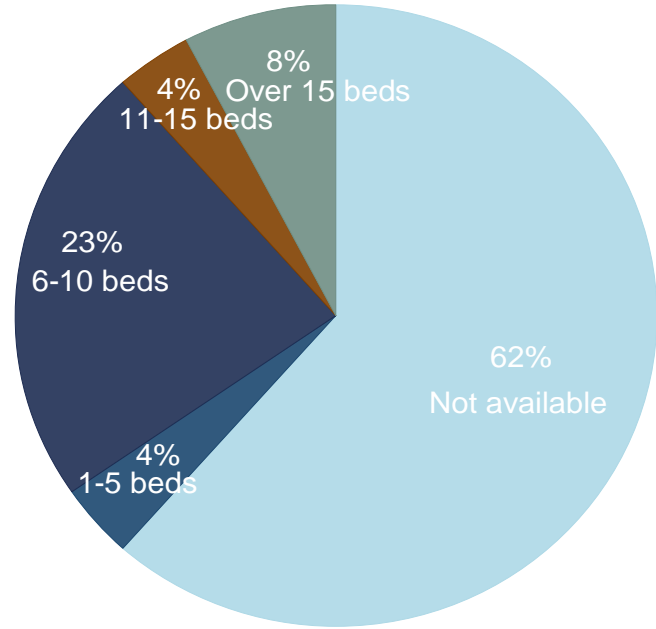
Availability of Structured Care Environments in Kansas



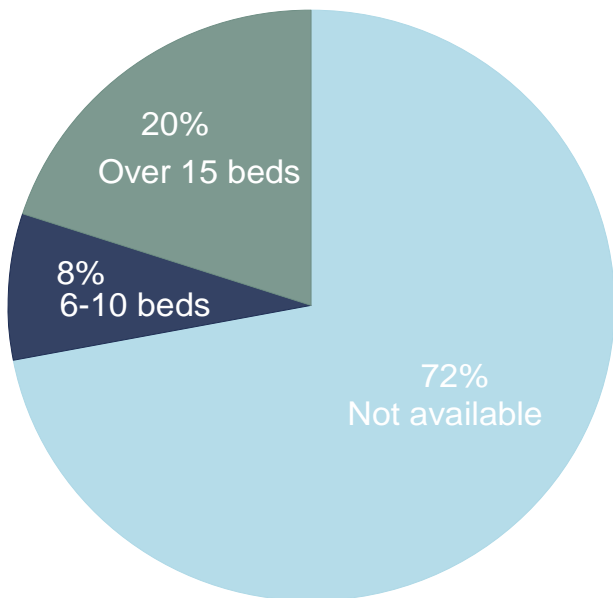
Availability of Vouchers for Hotels



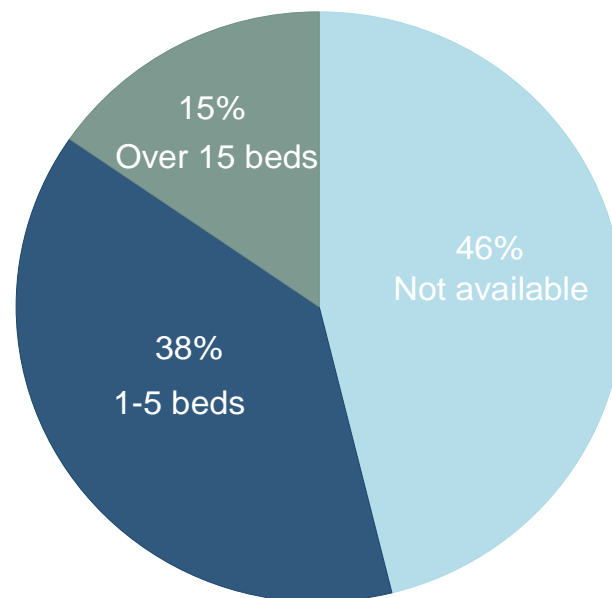
Availability of Transitional Housing Beds



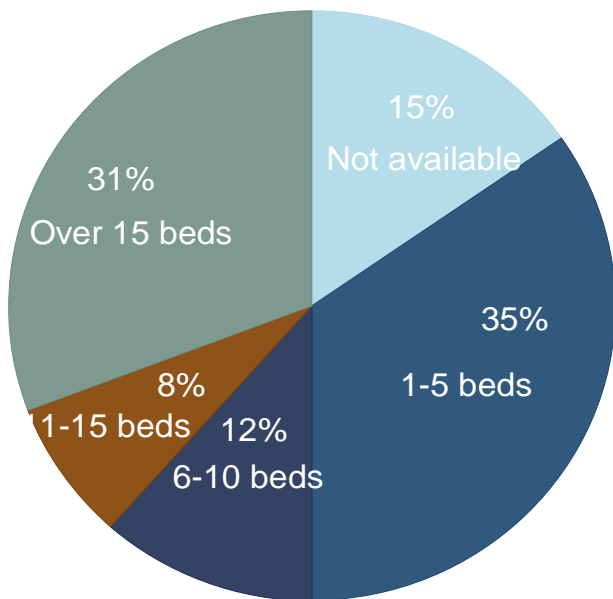
Availability of Rapid Re-housing



Availability of Professional Resource Family Care (Children)



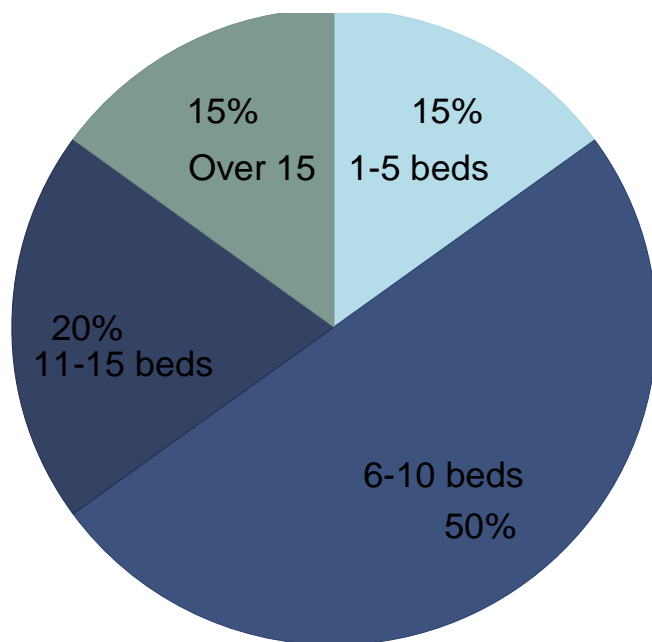
Availability of Short-Term Respite Care (Children)



	Yes		No	
	#	%	#	%
2. <u>Present capacity is adequate?</u>	6	23.08	20	76.92

	1-5		6-10		11-15		Over 15	
	#	%	#	%	#	%	#	%
If not adequate, how many additional beds could be used	3	15.00	10	50.00	4	20.00	3	15.00

If not adequate (N=20), how many additional beds could be used?



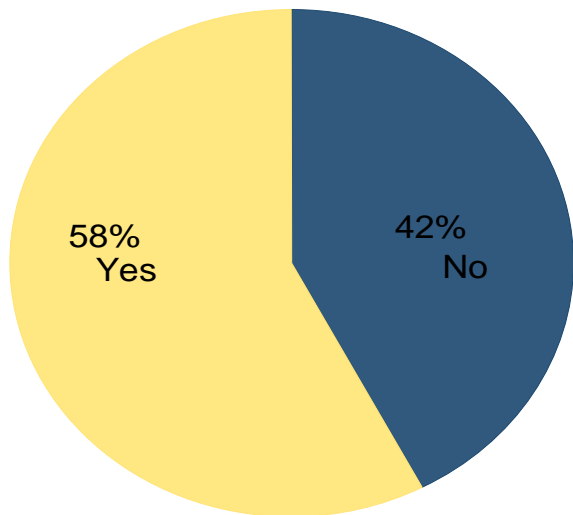
3. <u>Population to whom options*** are available (check all that apply)</u>	Medicaid Only		Self-pay		Adults		Children		Singles		Families		Persons with SUD	
	#	%	#	%	#	%	#	%	#	%	#	%	#	%
Interim housing	8	30.77	8	30.77	11	42.31	2**	7.69	8	30.77	2	7.69	8	30.77
Structured care environments	5	19.23	3	11.54	5	19.23	0	0.00	2	7.69	0	0.00	3	11.54
Vouchers for hotels	8	30.77	9	34.62	14	53.85	3	11.54	10	38.46	11	42.31	6	23.08
Transitional housing beds	7	26.92	5	19.23	9	34.62	1	3.85	5	19.23	1	3.85	4	15.38
Rapid rehousing	6	23.08	5	19.23	8	30.77	4	15.38	6	23.08	5	19.23	2	7.69
Professional resource family care	8	30.77	1	3.85	0	0.00	13	50.00	0	0.00	1	3.85	0	0.00
Short-term respite care	14	53.85	3	11.54	1	3.85	20	76.92	0	0.00	0	0.00	0	0.00
	Yes		No											
	#	%	#	%										
Others	4	15.38	22	84.62										

Note: **The two CMHCs have interim housing open to children only when they are with their family members.

***A glossary of housing options is provided in the Appendix.

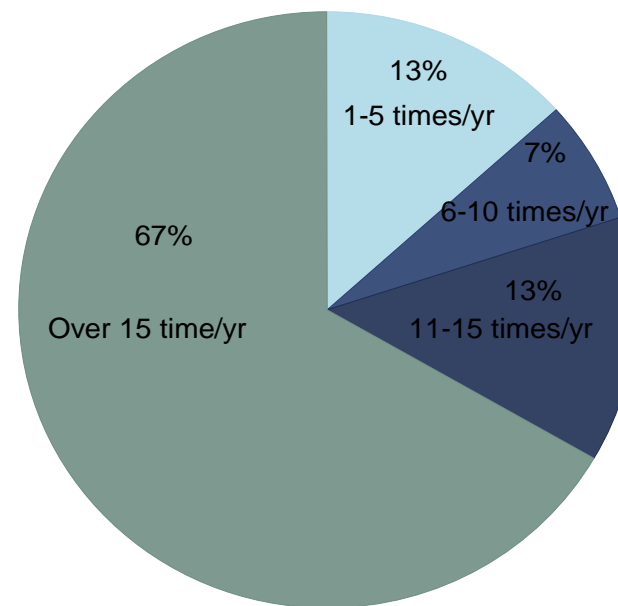
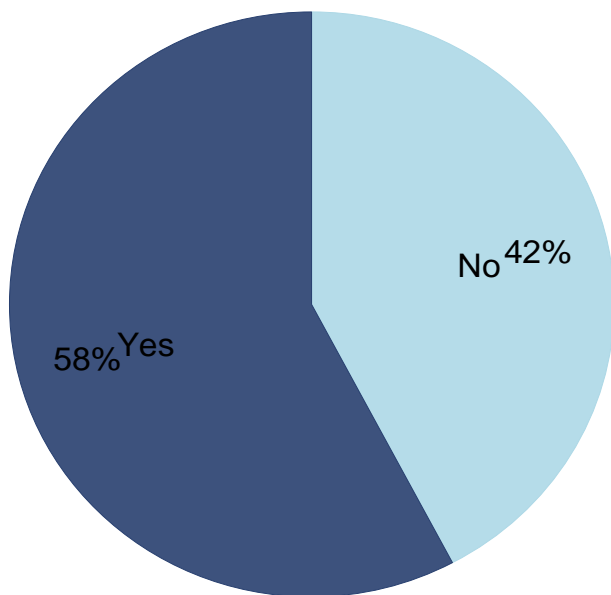
4. <u>Are any of the above options CMHC owned/operated or run by other programs? Please specify.</u>	Yes		No	
	#	%	#	%
	15	57.69	11	42.31

Any housing options CMHC owned/operated or run by other programs?



	Yes		No					
	#	%	#	%				
<u>5. Does your center use a local shelter as a transition option?</u>	15	57.69	11	42.31				
	1-5		6-10		11-15		Over 15	
	#	%	#	%	#	%	#	%
If yes, how many times is the shelter used per year?	2	13.33	1	6.67	2	13.33	10	66.67

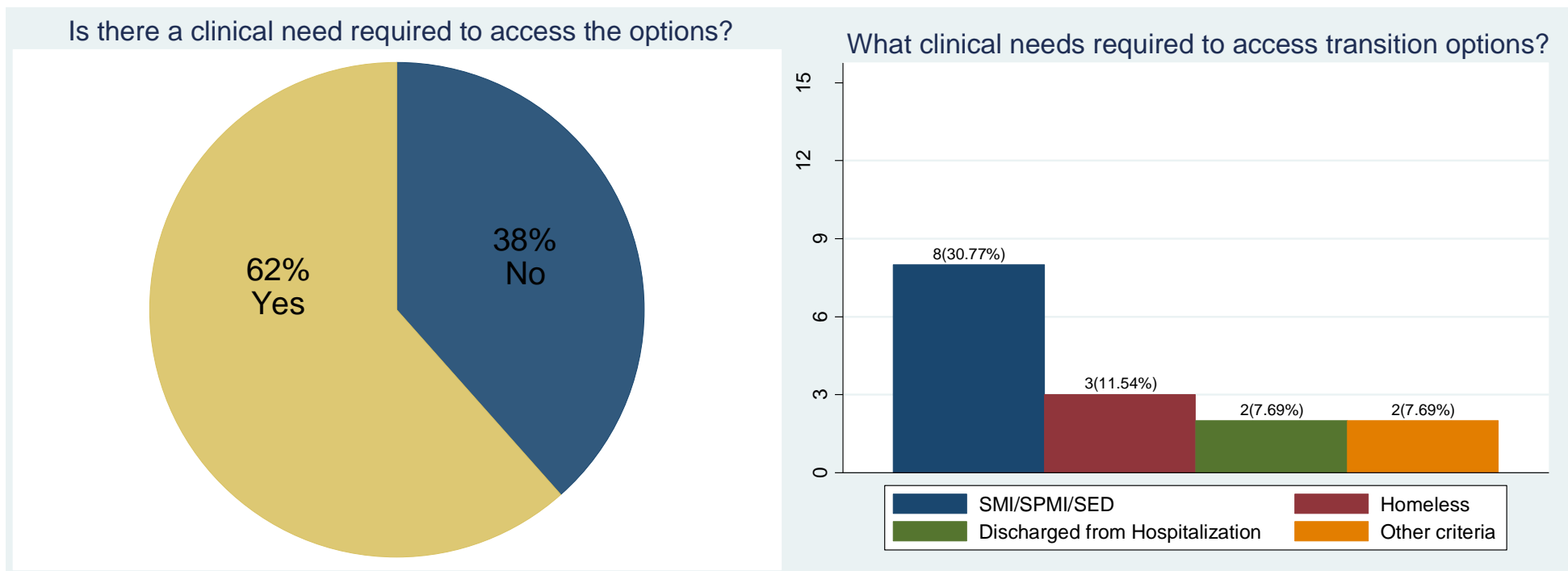
Does your center use a local shelter as a transition option? If yes(N=15), how many times are the shelter used as a transition option per year?



	Yes		No	
	#	%	#	%
6. <u>Is there a clinical need required to access the options?</u>	16	61.54	10	38.46

	SMI/SPMI/SED		Homeless		Discharged from hospitalization		Other criteria	
	#	%	#	%	#	%	#	%
If yes, specify*	8	30.77	3	11.54	2	7.69	2	7.69

Note: * The response from one agency is missing

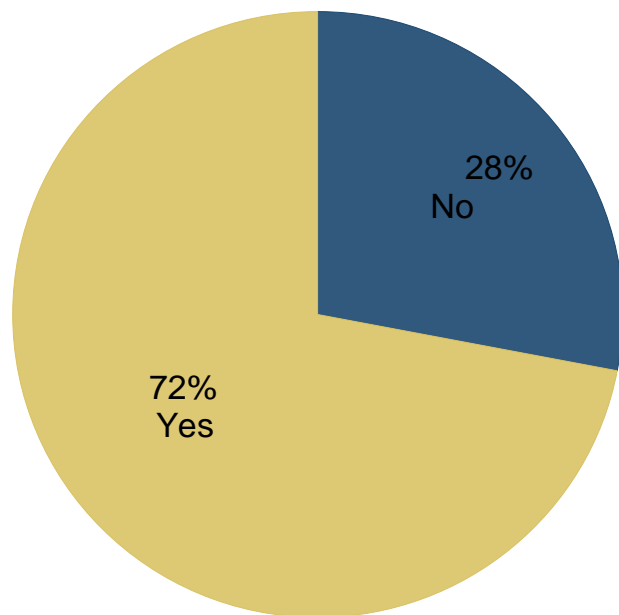


	Yes		No	
	#	%	#	%
7. Do you employ a housing specialist?*	18	72.00	7	28.00

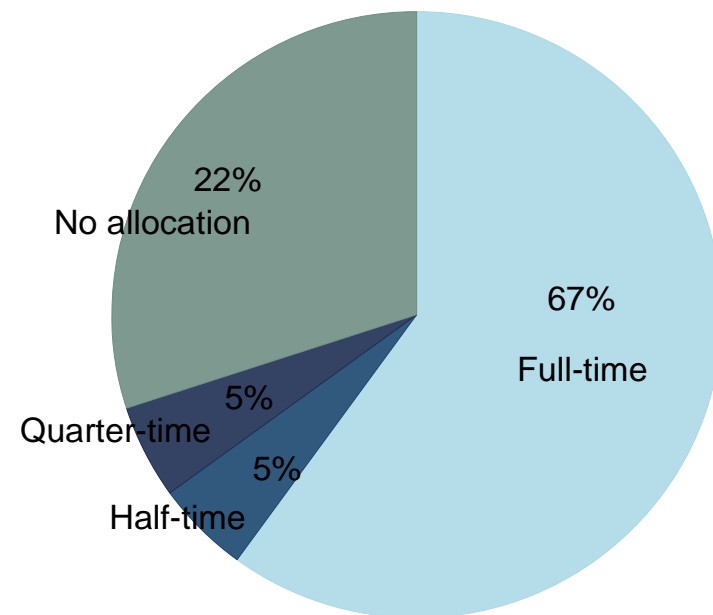
Note: * The response from one agency is missing

	Full-time (%)		Half-time (%)		Quarter-time (%)		No allocation (%)	
	#	%	#	%	#	%	#	%
If yes, are they	12	66.67	1	5.56	1	5.56	4	22.22

Do you employ a housing specialist?



If you employ a housing specialist(N=18), they are



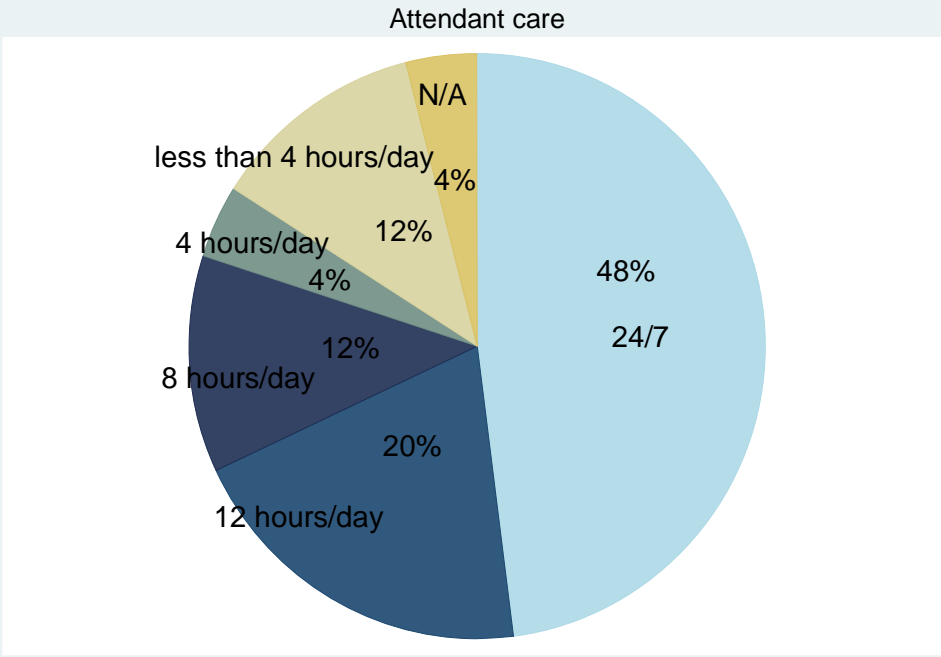
Section II: Services

8. What services are available in any of housing options listed in Q1 &3?	24/7		12 hrs/day		8 hrs/day		4 hrs/day		<4 hrs/day		Not Available	
	#	%	#	%	#	%	#	%	#	%	#	%
Attendant care*	12	48.00	5	20.00	3	12.00	1	4.00	3	12.00	1	4.00

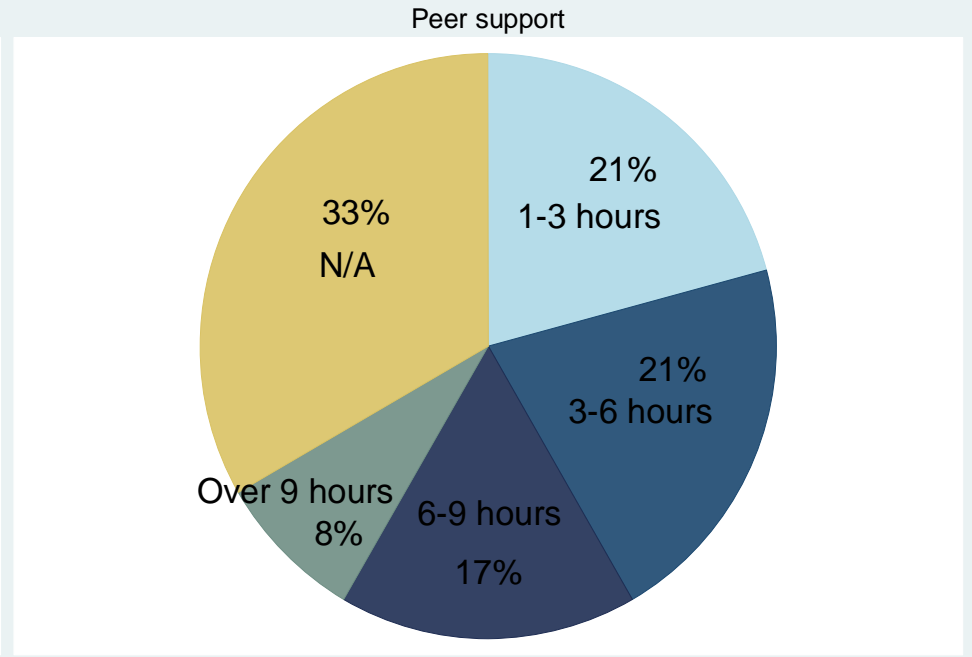
	1-3 hrs		3-6 hrs (%)		6-9 hrs (%)		Over 9 hrs (%)		Not Available (%)	
	#	%	#	%	#	%	#	%	#	%
Peer support***	5	20.83	5	20.83	4	16.67	2	8.33	8	33.33
CPST***	13	54.17	4	16.67	3	12.50	2	8.33	2	8.33
Parent support	9	39.13	4	17.39	2	8.70	0	0.00	11	42.31

Note: * The response from one agency is missing
 *** The responses from two agencies are missing

What services are available in housing options?

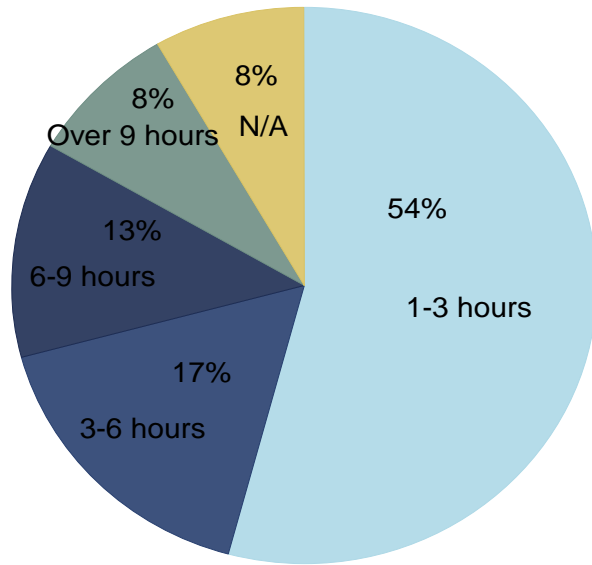


What services are available in housing options?



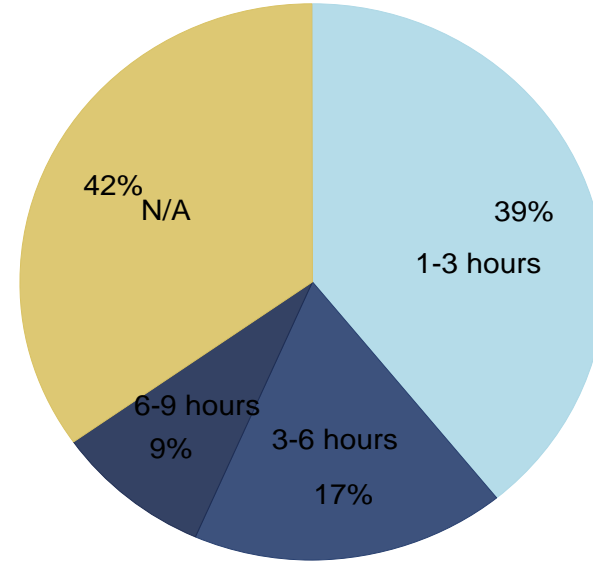
What services are available in the housing options?

CPST



What services are available in the housing options?

Parent support



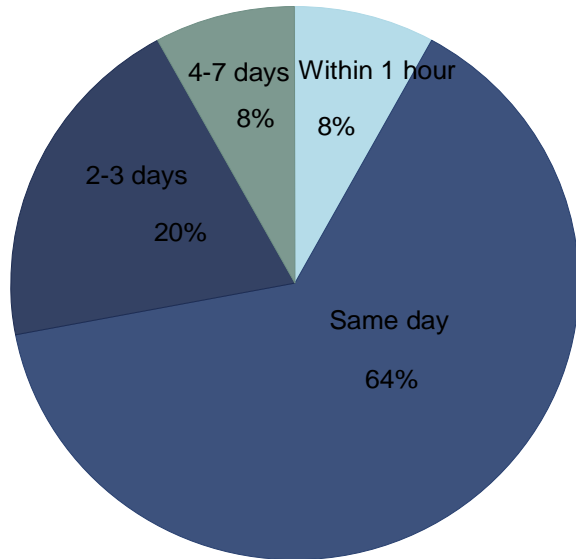
9. <u>How soon after discharge is service typically available?</u>	Within 1 hour		Same day		2-3 days		4-7 days		Over 7 days		Not Available	
	#	%	#	%	#	%	#	%	#	%	#	%
Attendant care*	2	8.00	16	64.00	5	20.00	2	8.00	0	0.00	0	0.00
Peer support*	0	0.00	11	44.00	5	20.00	5	20.00	0	0.00	4	16.00
CPST*	1	4.00	18	72.00	2	8.00	3	12.00	1	4.00	0	0.00
Parent support***	0	0.00	12	52.17	3	13.04	5	21.74	2	8.70	1	4.35
Therapy*	0	0.00	14	56.00	4	16.00	5	20.00	2	8.00	0	0.00

Note: *The response from one agency is missing

*** The response from three agencies are missing;

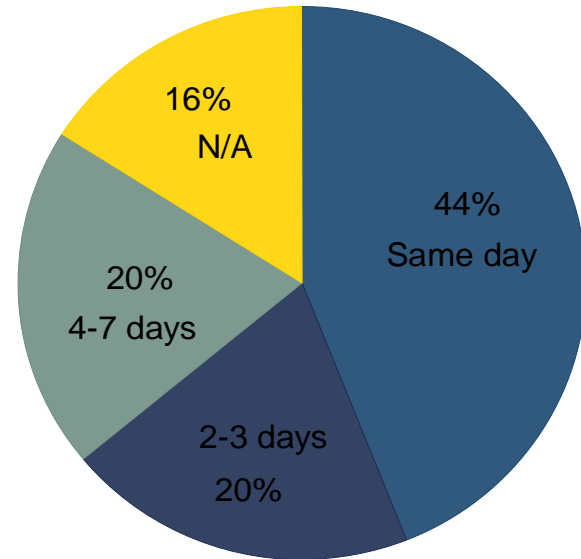
How soon after discharge is service typically available?

Attendant Care



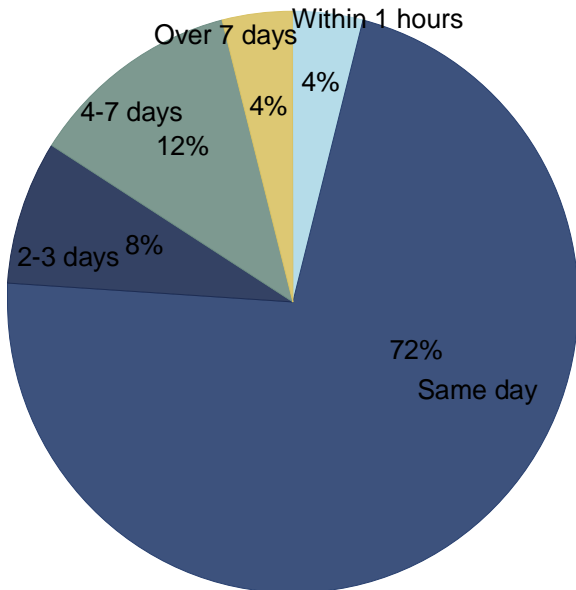
How soon after discharge is service typically available?

Peer support



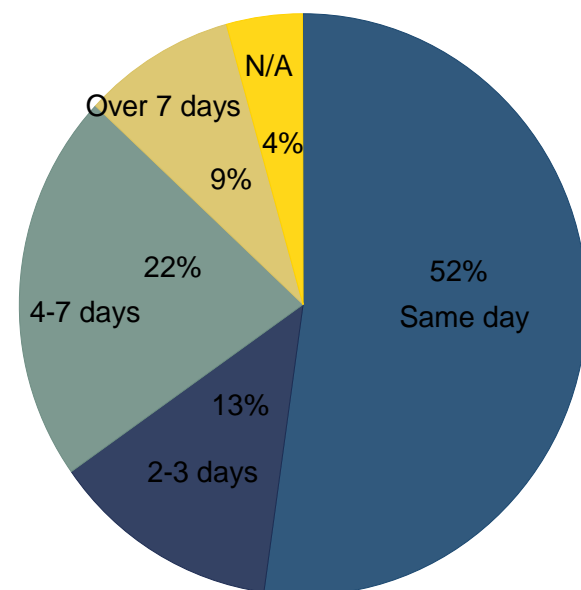
How soon after discharge is service typically available?

CPST



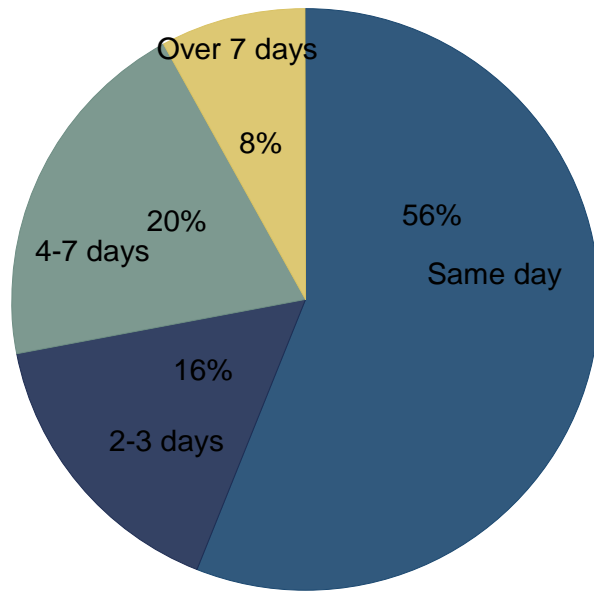
How soon after discharge is service typically available?

Parent support



How soon after discharge is service typically available?

Therapy

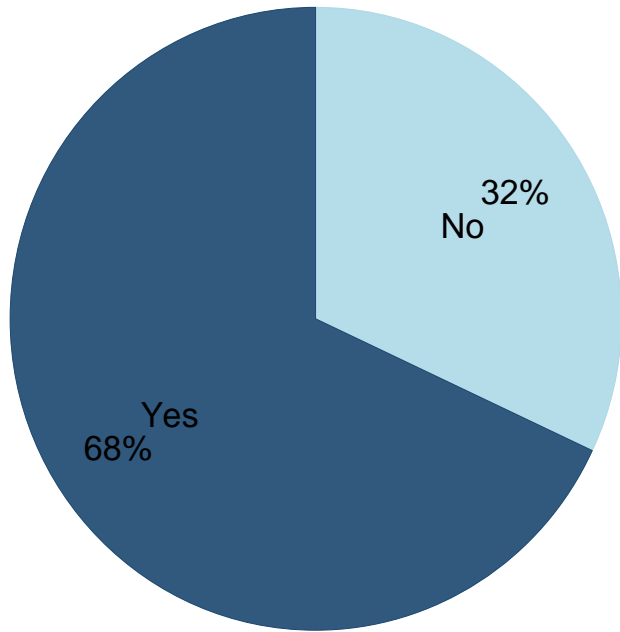


10. Which service is immediately available?

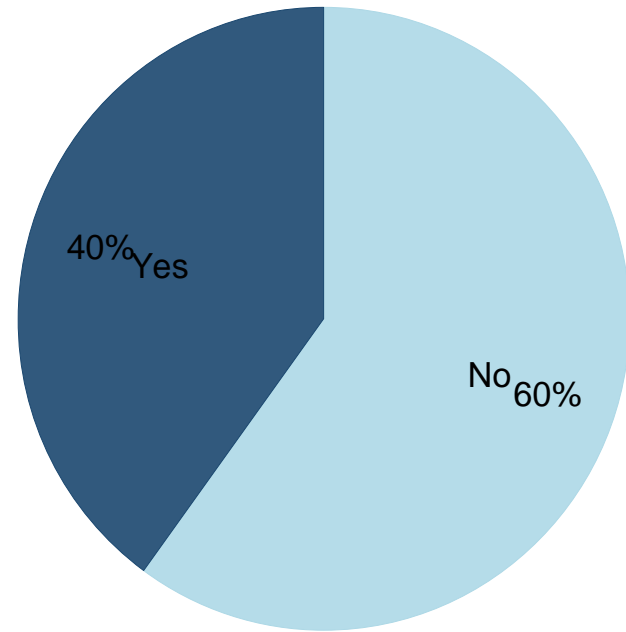
	Yes		No	
	#	%	#	%
Attendant care*	17	68.00	8	32.00
Peer support*	10	40.00	15	60.00
CPST*	20	80.00	5	20.00
Parent support*	10	40.00	15	60.00
Therapy*	16	64.00	9	36.00
Other	12	48.00	14	52.00

Note: * The response from one agency is missing.

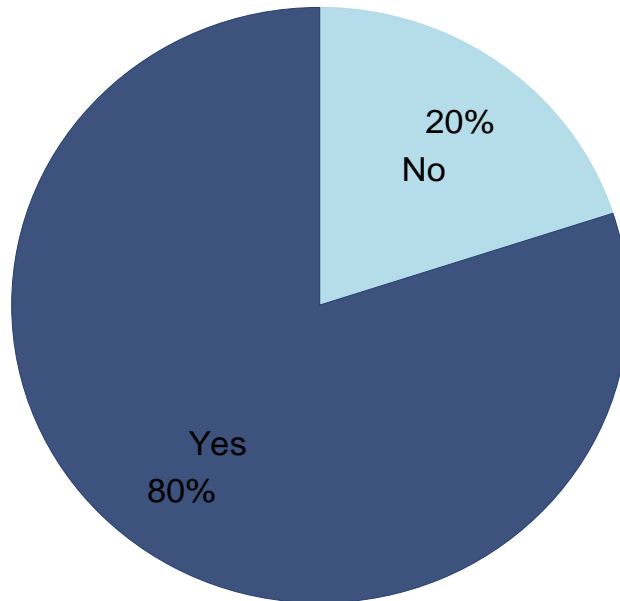
Is attendant care immediately available?



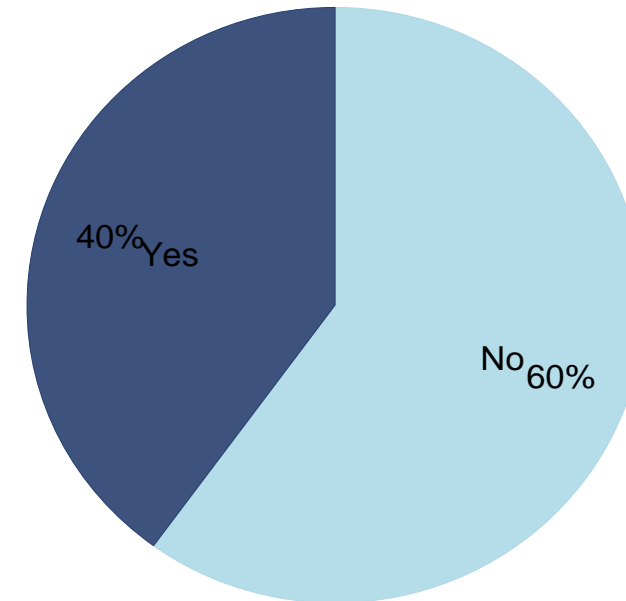
Is peer support immediately available?

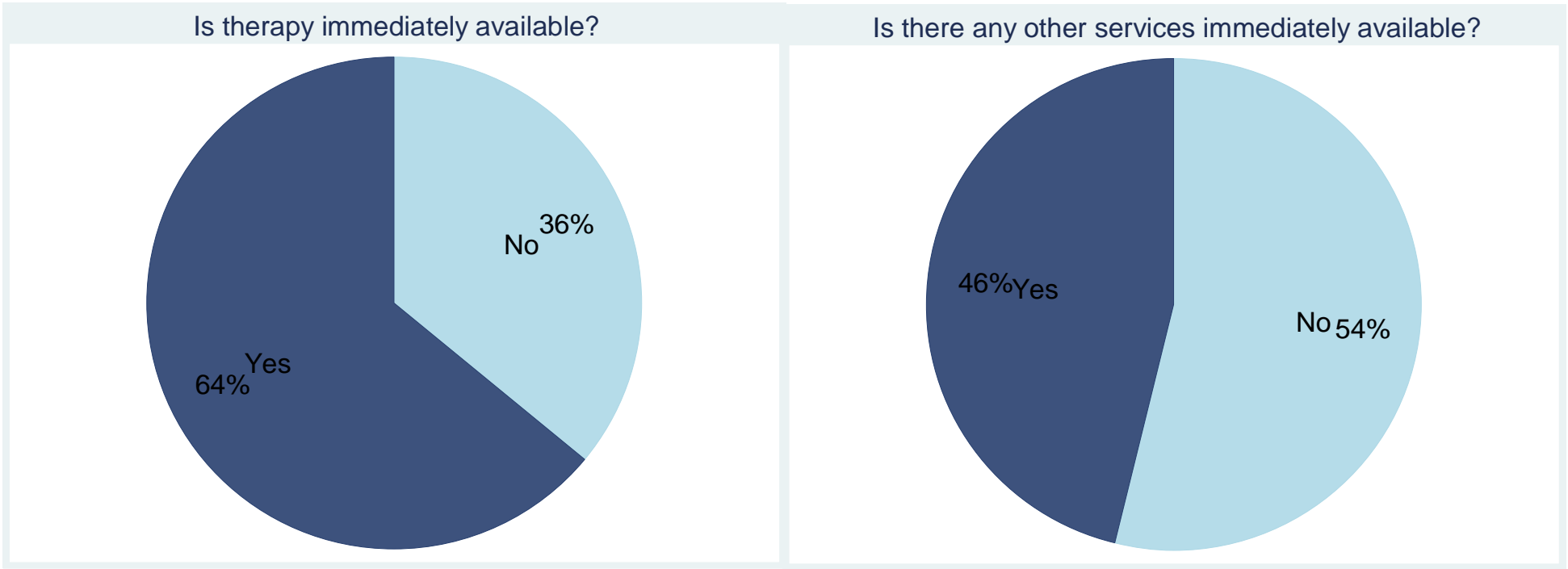


Is CPST immediately available?



Is parent support immediately available?



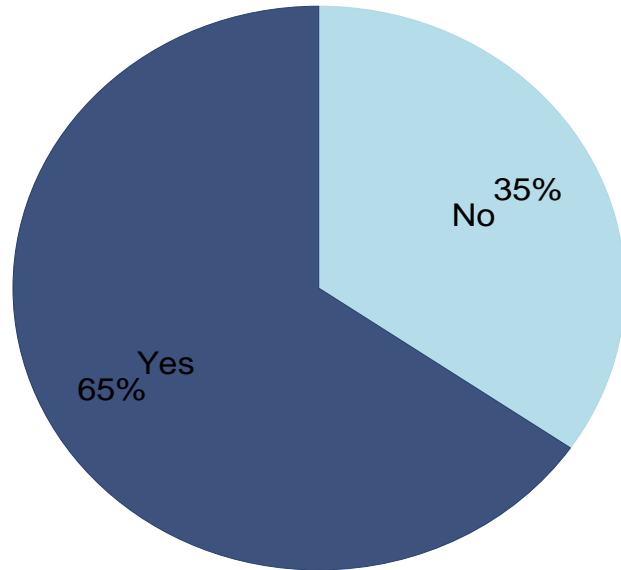


	Yes		No	
	#	%	#	%
11. Are Med-drops available?*	17	65.38	9	34.62

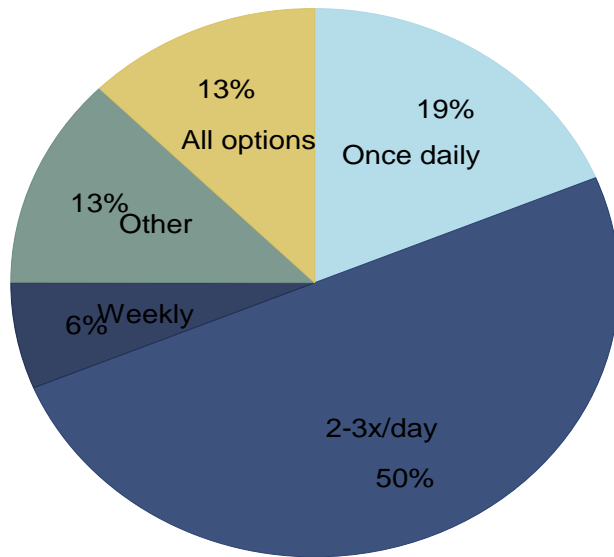
	Once daily		2-3x/day		Weekly		Other		All options	
	#	%	#	%	#	%	#	%	#	%
If yes, how often*	3	18.75	8	50.00	1	6.25	2	12.50	2	12.50
	One week		Two weeks		1 month		Over a month		As needed	
	#	%	#	%	#	%	#	%	#	%
If yes, how long*	2	12.50	0	0.00	0	0.00	9	56.25	5	31.25

Note: * The response from one agency is missing

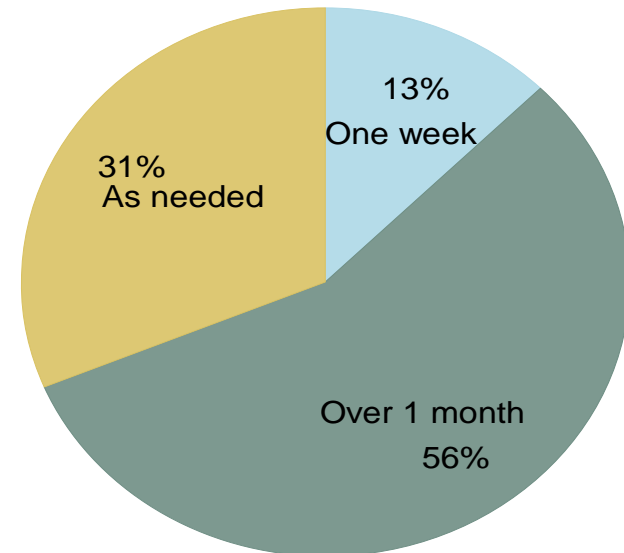
Are Med-drops available?



If Med-drops available (N=17), how often?



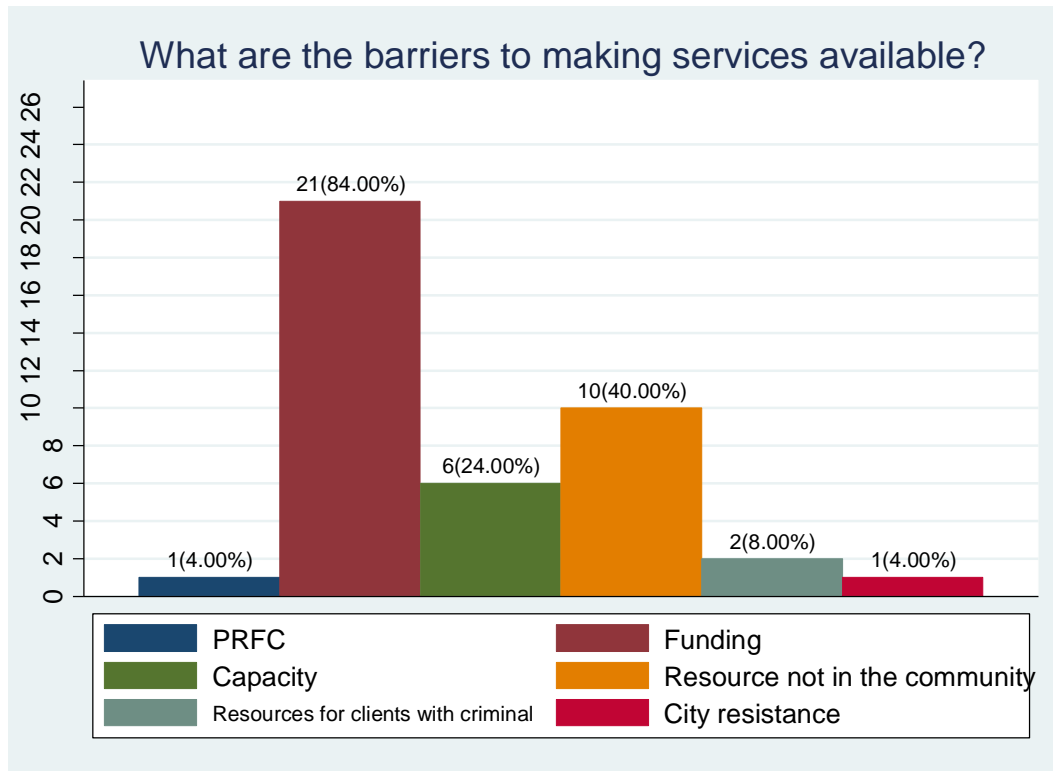
If Med-drops available (N=17), how long?



12. When transition options - housing and services- are not available, what are the barriers to making them available?

	Yes		No	
	#	%	#	%
Professional Resource Family Care*	1	4.00	24	96.00
Funding	21	84.00	5	20.00
Capacity*	6	24.00	19	76.00
Resource not in the community	10	40.00	16	64.00
Resources for clients with criminal Records	2	8.00	24	96.00
City resistance*	1	4.00	24	96.00

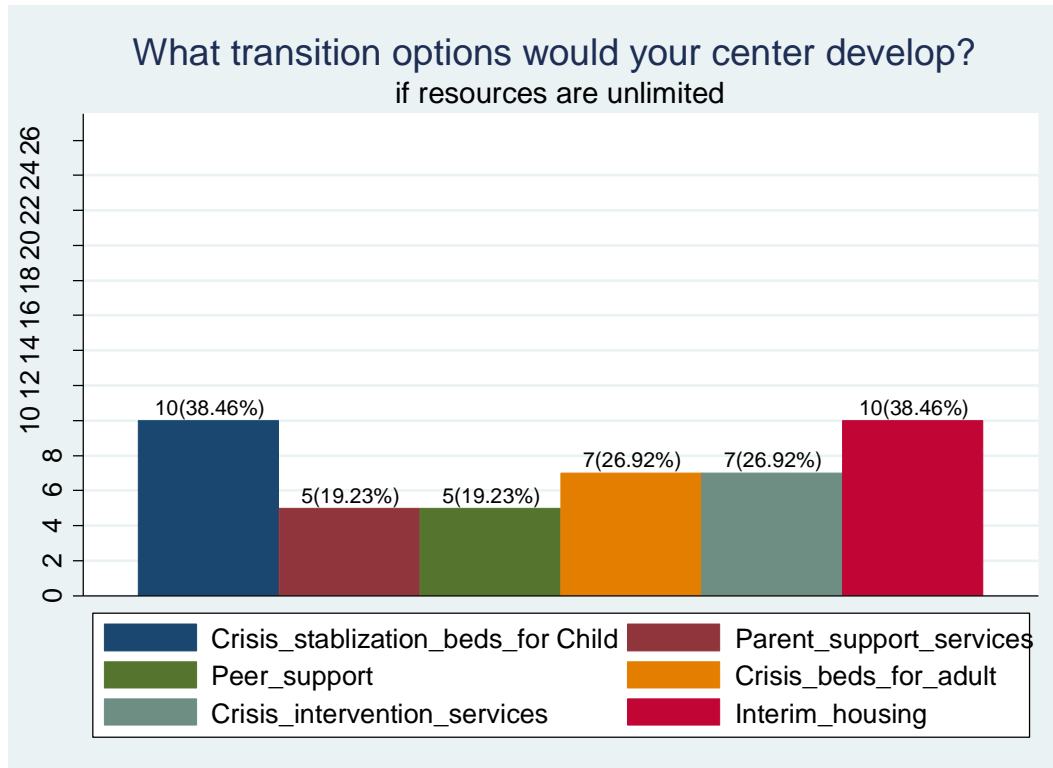
Note: * The response from one agency is missing



13. If resources were unlimited, what transition options would your center develop in both housing and services? Please be specific. ****

	Yes		No	
	#	%	#	%
Crisis stabilization beds or respite care for children	10	38.46	16	61.54
Parent support services	5	19.23	21	80.77
Peer support	5	19.23	21	80.77
Crisis beds for adults	7	26.92	19	73.08
Crisis intervention services	7	26.92	19	73.08
Interim housing/other short-term housing	10	38.46	16	61.54

Note: **** Listed are only the options five or more CMHCs identified.



Appendix I.

The Glossary of Housing Option Terms

Emergency Shelter – Any facility whose primary purpose is to provide temporary shelter for the homeless in general or for specific populations of the homeless.

Interim Housing – Short-term (up to six months) project-based housing that provides immediate community-based housing for persons who are homeless or who are homeless and being discharged from inpatient or residential mental health or substance use treatment facility (e.g., a state psychiatric hospital (SPH), nursing facility for mental health (NFMH), substance use disorder (SUD) treatment facility or community hospital inpatient psychiatric program.

Structured Care Living Environment – Short-term residential facility providing a safe, structured environment for individuals with high psychiatric needs. Services are available 24 hours per day and are offered according to clinical need. The facility can be owned or leased by the CMHC or owned by a community organization. Length of stay in the facility is short term and is no more than 6 months.

Housing Vouchers – Short-term financial assistance used to temporarily place an individual or family in a hotel following discharge from an institution.

Transitional Housing Beds – Short-term housing beds coupled with supportive services. Short term stays can be defined as residing in the beds for up to 6 months; 6 months – 1 year, or 1-2 years.

Rapid-Rehousing – Programs to assist individuals and families who are homeless move as quickly as possible into permanent housing and achieve stability in that housing through a combination of short term rental assistance and supportive services.

Housing Placement Services – Services to help people find permanent housing after discharge from the transitional housing option.